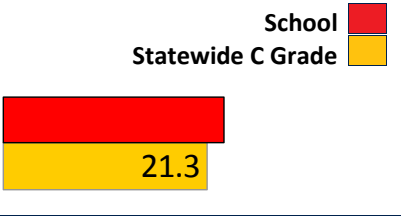
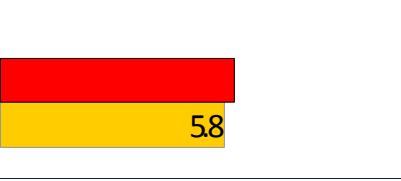

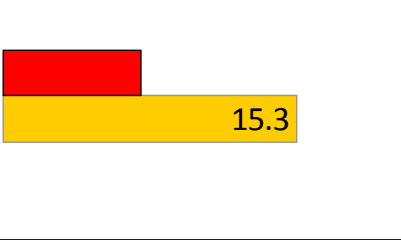
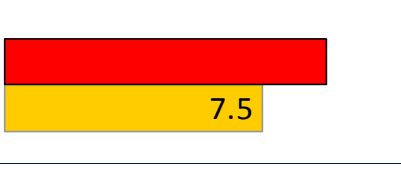



Mesilla Park Elementary

District: Las Cruces Public Schools

Grade Range: 00-05

Code: 17110

Performance in Math and Reading	School Statewide C Grade	Grade	School Points	Possible Points
<p>Current Standing</p> <p>How did your students perform in the most recent school year? Students are tested on how well they met targets for their grade level (Proficient).</p>		C	23.0	40
<p>School Growth</p> <p>In the past 3 years did your school increase grade level performance? For example did this year's 3rd graders improve over last year's 3rd graders'?</p>		C	6.0	10
<p>Growth of Highest Performing Students</p> <p>How well did your school help individual students improve? The highest performing students are those whose scores place them in the top three quarters (Q3) of their school. Individual student growth over the past 3 years is compared to average individual student growth for the state.</p>		B	11.6	20
<p>Growth of Lowest Performing Students</p> <p>How well did your school help individual students improve? The lowest performing students are those whose scores place them in the bottom quarter (Q1) of their school. Individual student growth over the past 3 years is compared to average individual student growth for the state.</p>		F	7.2	20
<p>Opportunity to Learn</p> <p>Does your school foster an environment that facilitates learning? Are teachers using recognized instructional methods, and do students want to come to school?</p>		A	9.3	10
<p>Bonus Points</p> <p>Does your school provide exceptional encouragement for involving students and parents in education? Examples include community outreach and mentoring programs.</p>			2.2	5

Final School Grade	Total Points	Grade
Grades are established at the 90th percentile and 50th percentile, which represent 75 and 50 points, respectively.	75.0 to 100.0	A
	60.0 to 74.9	B
	50.0 to 59.9	C
	37.5 to 49.9	D
	0.0 to 37.4	F

Total Points
59.1

The state standard goal for attendance (95%) can be surpassed by some schools. This results in schools earning additional points above the maximum possible points for Opportunity to Learn.